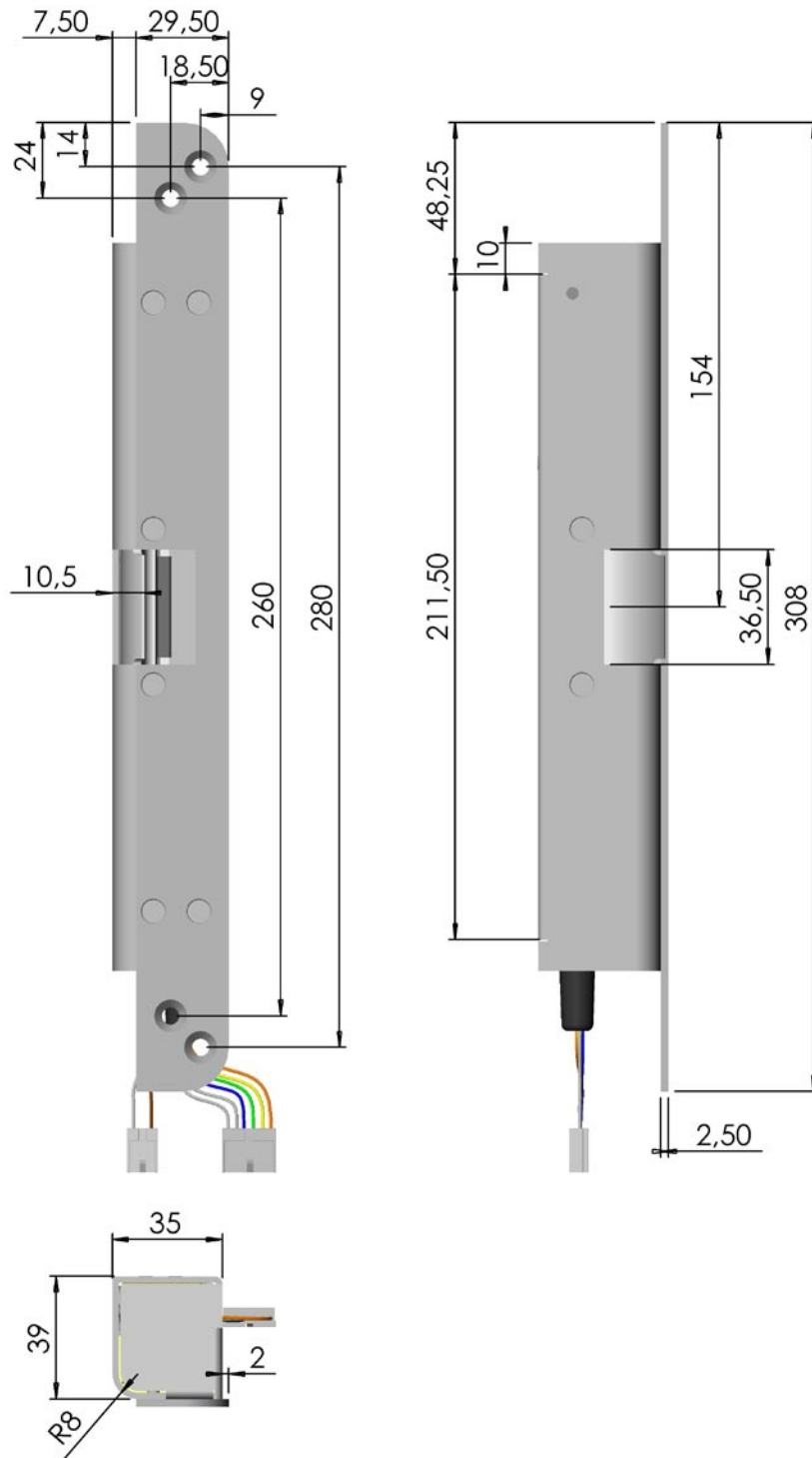


## ***Installation instructions***

### ***STEP 29 with face plate ST2922***



**Figure 1**

## **Installation**

Attach face plate to locking house with 6 pcs of M4 screws enclosed, always use Loctite 243 on the screws.

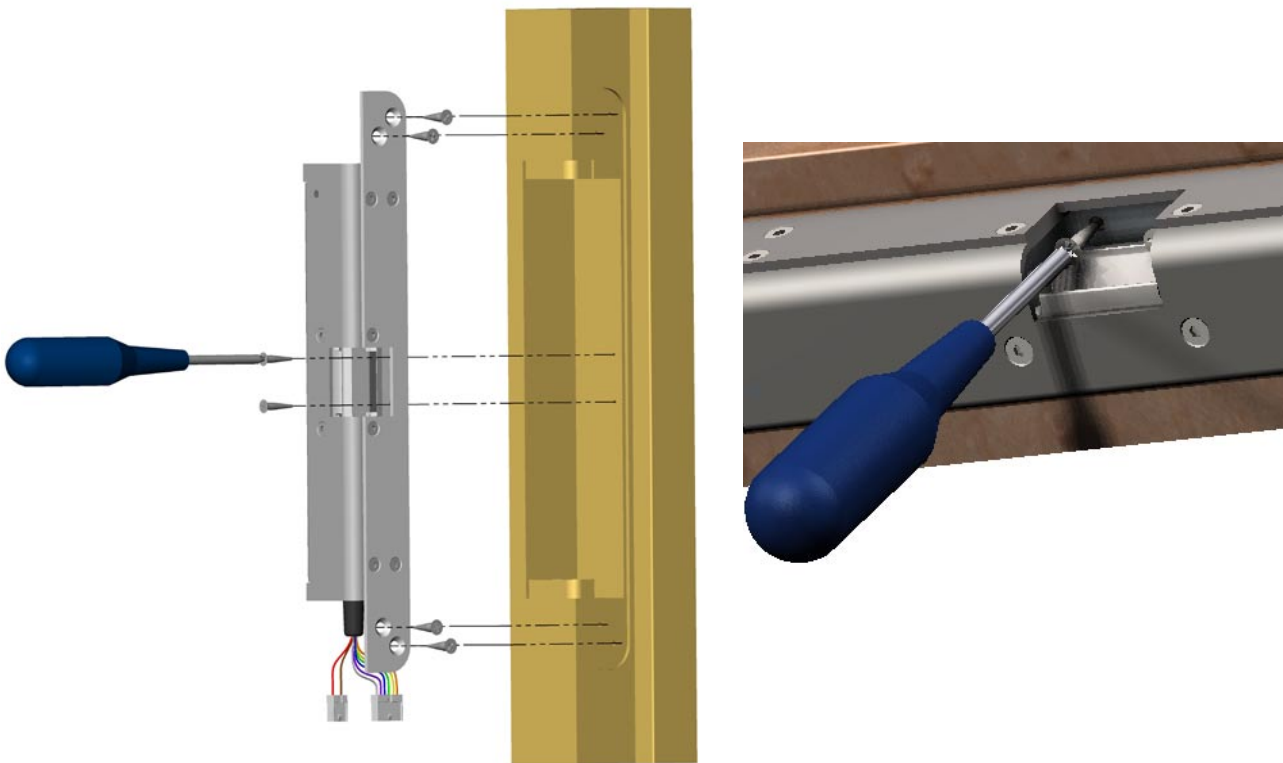
Prepere door frame so that STEP 29 fits in it, use template drawing (Figure 1) for measurement. Connect wires as specifications (Figure 4). Note that Dc. power supply must be used.

Install the assembled and wired electric strike in the frame, attaching it with M5 screws (not included). Apply solenoid power and pull down the strike lip, insert two thru-screws through the rear of the strike house ( Figures 2), don't tighten the screws so hard that the strike house is affected.

Once installation is complete, check to make sure that door has a small amount of movement or "play". Make sure clearence between latch bolt and strike lip is correct as drawing (Figure 3).

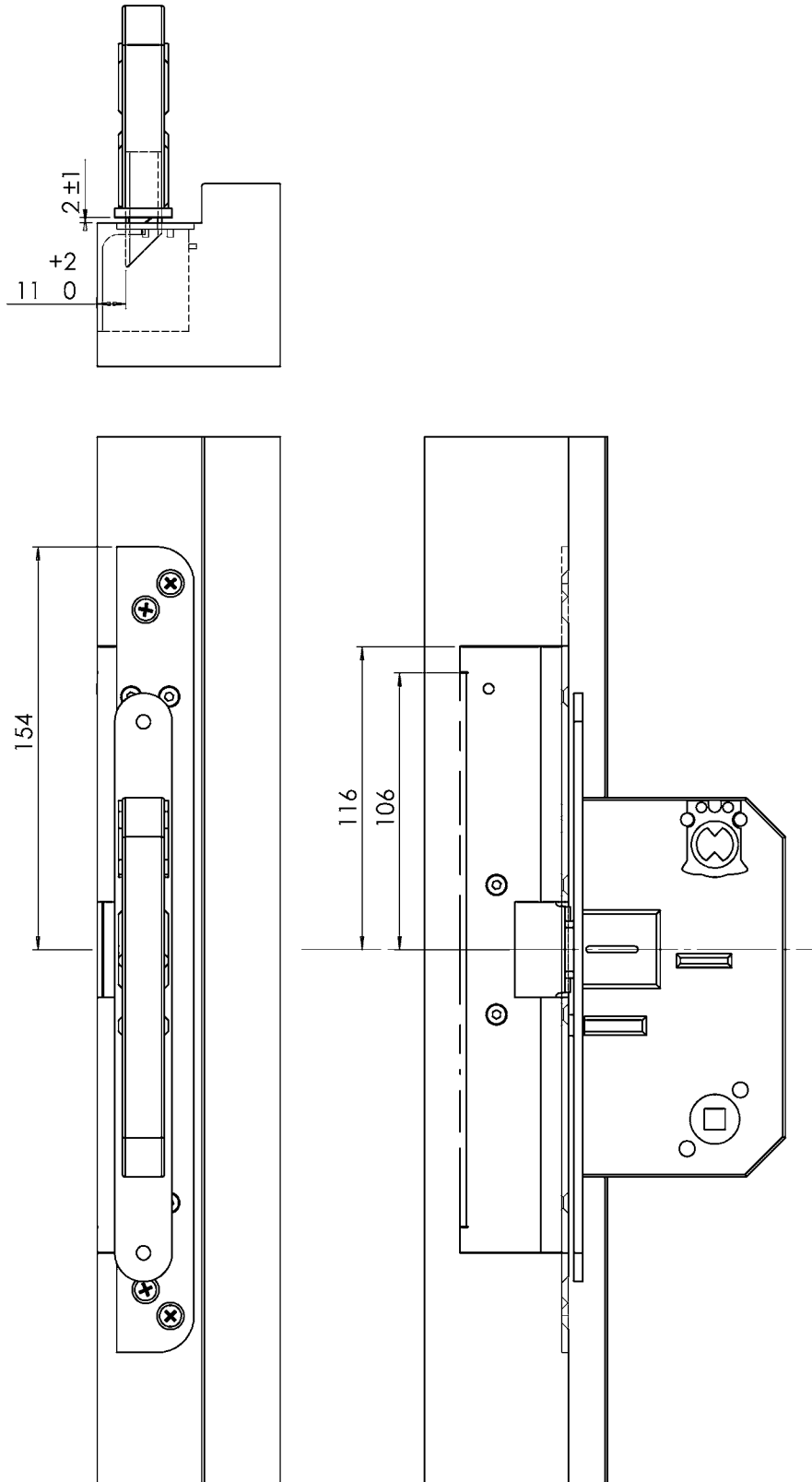
Test strike lip after the installation so it can rotate easly and don't get caught in the rotating movement. (If not: knock the strike lip to realise any tention that has come up)

Grease can be added to the rotating cam in STEP 29 (only in opening direction) oil is not recommended.



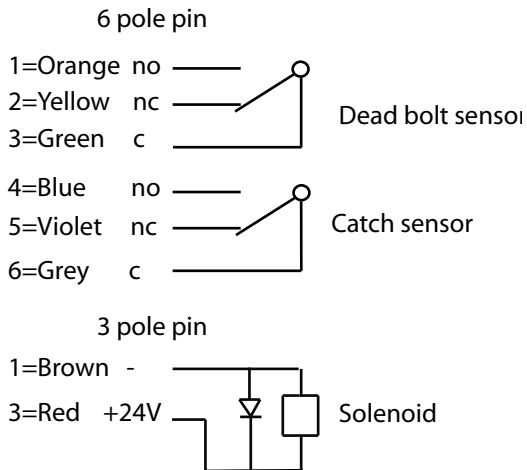
**Figures 2**

**Position of electric strike - lock**



**Figure 3**

## Wiring STEP 29



**Figure 4**

### **Technical specifications**

Strength: > 12 kN

Material: Strike bar and face plate in stainless steel, rotation cam in hardened steel

Voltage: 24 V DC +/- 10%, 100% ED, 6.5 W

STEP 29 is manufactured in a material with melting point above 850 degrees Celsius, and fail-secured, in order to comply with fire safety demands. For approval of STEP 29 together with certified fire doors, it is recommended that you contact your local rescue service.

STEP 29 is tested and approved by Finnish VTT to meet the class 2 requirements for mechanical locks.

**Stendal EI AB**

Stendal EI AB • Signalistgatan 17 • 721 31 Västerås • Sweden  
Tel. +46 21-189750 • Fax +46 21-130169 • [www.steab.se](http://www.steab.se) • [postmaster@steab.se](mailto:postmaster@steab.se)